



LONG-TERM VISION



We commit to an arts-literate culture in every school with rich, diverse arts learning experiences for every K-8 child, every day, in every community. We value opportunities for all children to create, to communicate, to think critically, to collaborate, and to learn to think in new ways. In our vision, arts education starts early and lasts a lifetime.

GOALS







Every child engages in diverse arts experiences over the course of their education.

Every school actively integrates the arts as an ongoing part of each child's learning.

Every child develops in-depth understanding of and skills in at least one art form.

Every community includes arts education as a valued component in systemic initiatives to close the achievement gap and benefit the lives of children.

2012-13 REPORT				2013-14 PLAN			
Action Steps	Goal	Responsible Party/Person	Timeline	Action Steps	Goal	Responsible Party/Person	Timeline
1. A. Any given child in 25 schools (428 classrooms) received at least 1 arts experience (11,362 students) * 1.1) 21% dance 1.2) 15 % music 1.3) 10 % theater 1.4) 28 % visual art 1.5) 20% media arts 1.6) 6% interdisciplinary B. An additional 600 students at 6 Entry schools received at least 1 arts experience *	■	Right Brain Team	Oct 2012 – June 2013	1. A. Any given child in 30 schools (498 classrooms) will receive at least 1 arts experience (13,351 students) * 1.1) 22% dance 1.2) 18 % music 1.3) 8 % theater 1.4) 26% visual art 1.5) 20% media arts 1.6) 6% interdisciplinary B. An additional 780 students at 13 Entry schools will receive at least 1 arts experience *	■	Right Brain Team	Oct 2013 – June 2014
2. 86 % of students in 112 elementary schools received sequential arts education from a certified specialist in at least one discipline 2.1) 75% K-5 music 2.2) 18% K-5 visual art 2.3) 3% K-5 other Students in 42 of 55 middle schools have access to sequential arts education from a certified specialist in at least one discipline (based on FTE) 2.4) 25 FTE 6-8 music 2.5) 23 FTE 6-8 visual art 2.6) 9.2 FTE 6-8 other	■	Principals & Superintendents	Sep 2012 – June 2013	2. 100 % of students in 112 elementary schools received sequential arts education from a certified specialist in at least one discipline 2.1) 80% K-5 music 2.2) 30% K-5 visual art 2.3) 5% K-5 other Students in 42 of 55 middle schools have access to sequential arts education from a certified specialist in at least one discipline (based on FTE) 2.4) 24 FTE 6-8 music 2.5) 20 FTE 6-8 visual art 2.6) 7 FTE 6-8 other	■	Principals & Superintendents	Sep 2013 – June 2014
3. 225 <u>teachers, arts specialists and principals</u> engaged in at least 6 hours and as many as 30 hours of professional development in arts integration * 3.1) 32 certified arts specialists 3.2) 131 teachers	■	Right Brain Team & Deb	Oct 2012 – June 2013	3. 280 <u>teachers, arts specialists and principals</u> will engage in at least 6 hours and as many as 30 hours of professional development in arts integration * 3.1) 60 certified arts specialists 3.2) 192 teachers	■	Right Brain Team & Deb	Oct 2013 – June 2014

2012-13 REPORT				2013-14 PLAN			
Action Steps	Goal	Responsible Party/Person	Timeline	Action Steps	Goal	Responsible Party/Person	Timeline
3.3) 28 principals 3.4) 97 teachers and principals shared in a 5 hour reflective practice Colloquium 3.5) 6 teachers and principals participated in 9 hours of example residency PD 3.6) 3 educators attended the Kennedy Center Arts Integration Conference 3.7) 2 Americorps members participated in PD				3.3) 25 principals 3.4) 48 teachers and principals will share in a 5 hour reflective practice Colloquium 3.5) 4 teachers and principals will participate in example residency PD 3.6) 65 teachers and principals will attend 3-day <i>Imagine This</i> summer seminar 3.7) 2 educators will attend the Kennedy Center Arts Integration Conference 3.8) 12 school volunteers, parents and student teachers included in PD			
4. 68 <u>teaching artists</u> engaged in at least 6 hours and as many as 36 hours professional development in arts integration* 4.1) 51 teaching artists participated in 12 hours of PD 4.2) 12 teaching artists participated in 6 hours of PD 4.3) 29 teaching artists shared in a 5 hour reflective practice Colloquium 4.4) 6 teaching artists participated in 12 hours of example residency PD		Right Brain Team, Deb & Briana	Oct 2012 – June 2013	4. 50 <u>teaching artists</u> will engage in at least 6 hours and as many as 36 hours professional development in arts integration* 4.1) 32 of teaching artists will participate in 12 hours of PD 4.2) 14 teaching artists will participate in 6 hours of PD 4.3) 26 teaching artists will share in a 5 hour reflective practice Colloquium 4.4) 10 teaching artists will attend 3-day <i>Imagine This</i> summer seminar 4.5) 8 teaching artists will participate in 12 hours of example residency PD		Right Brain Team, Deb & Briana	Oct 2013 – June 2014
5. 30 of 44 schools conducted an annual mapping system of school and arts organization services to ensure access across the arts to any given child. * 5.1) A survey was created to gather data to report additional arts resources and opportunities from principals and was included in the evaluator's report 5.2) Maps and reports were collected from principals		Right Brain Team & principals Dennie	Oct 2012 – June 2013 Nov 2013	5. 49 schools will conduct an annual mapping system of school and arts organization services to ensure access across the arts to any given child. * 5.1) Arts organizations will be convened to map existing services and explore artistic and cultural diversity 5.2) A plan will be developed to share mapping tools with additional Portland regional districts.		Right Brain Team & principals Jeff/Kasandra/Carin	Oct 2013 – June 2014 Spring 2014
6. 24 schools advanced in the Right Brain program model 6.1) 13 schools joined at the Invitational level 6.2) 6 schools moved to the Entry level 6.3) 2 schools moved to the Infusion level 6.4) 2 schools moved to the Engagement level 6.5) 1 school moved to school-wide engagement (Immersion) 6.6) 1 school withdrew from program		Marna & Carin	Jul 2012	6. A. 27 schools will advance in the Right Brain program model. 6.1) 6 schools will join at the Invitational level 6.2) 13 schools will move to the Entry level 6.3) 6 schools will move to the Infusion level 6.4) 2 schools will move to the Engagement level 6.5) 1 school withdrew from program B. Right Brain will revise program model during year to better support program sustainability		Marna & Carin RB Team	Jul 2013 Nov 2013-June 2014

2012-13 REPORT				2013-14 PLAN			
Action Steps	Goal	Responsible Party/Person	Timeline	Action Steps	Goal	Responsible Party/Person	Timeline
<p>7. The Any Given Child Community Arts Team convened, supported by a Working Group</p> <p>7.1.) 4 CAT members participated in AGC Exchange (funders, school district CFO, etc.)</p>	■	Marna, Carol, Kasandra, Carin, Teresa, Joel, Jeff	Jan & May 2013	<p>7. The Any Given Child Community Arts Team convened, supported by a Working Group</p> <p>7.1) 3 CAT members will participate in AGC Exchange (funders, school district CFO, etc.)</p> <p>7.2) Strategically align CAT with RACC's other arts education initiatives.</p> <p>7.2) Reach out to the community to achieve more diverse committee representation</p>	■	Marna, Carol, Kasandra, Carin, Joel, Eloise, Jeff	Oct, Jan & May 2013-14 Dec. 2013-May 2014
<p>8. Align Right Brain with education initiatives in the region and state</p> <p>8.1. Supported PPS King Elementary as a President's Committee on Arts and Humanities Turnaround Arts school</p> <p>8.2. Community partnership with Portland Metro STEM Partnership, piloting STEAM in 1 school</p> <p>8.3. Member of Communities Supporting Youth Collaborative (All Hands Raised)</p> <p>8.4. Incorporated Common Core and Smarter Balanced Assessments information, content and connections into each of our professional development sessions</p>	■	Carole/Eloise Marna/Deb Joe/Tim/Joel/Kathi	May 2012	<p>8. Align Right Brain with education initiatives in the region and state</p> <p>8.1) Work with President's Committee on Arts and Humanities on potentially identifying second school for Turnaround Arts</p> <p>8.2) Add 1 more STEAM school</p> <p>8.3) Restructure of arts education governance at RACC in light of the passage of the Arts Education & Access Fund</p>	■	Carole/Eloise Marna/Carin Jeff	Sep 2012 & April 2013
<p>9. An annual teacher survey was designed and conducted to measure the impact on teacher practice in Right Brain schools, report from evaluator is forthcoming</p>	■ ■ ■	Dennie Joe/Tim/Joel/Kathi	Sep-Nov 2012	<p>9. Partnering with a local university on data collection</p>	■ ■ ■	RB Team Joe/Tim/Joel/Kathi	Oct 2013-June 2014
<p>10. Arts education is a leading component in an established dedicated public fund – Arts Education & Access Fund</p>	■	Eloise/Jeff/CAN	Nov 2012	<p>10. Reinstitute <i>Imagine This</i> Symposium with new partnerships and a focus on STEAM education</p>	■ ■ ■ ■	Marna/Deb/RB Team	June 2014